

15 POINTS PROGRAMME FOR SPOKEN ENGLISH PROJECT AT HOME

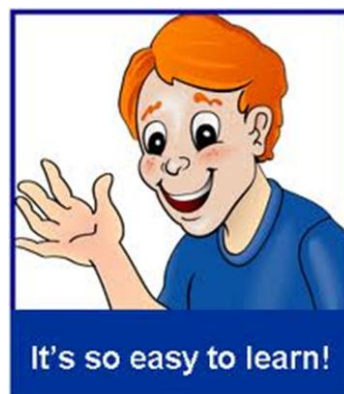
1. Introductory seminar for parents in different batches.
2. Expert consultative meeting with English Language teachers.
3. Orientation Programme for other subject teachers to connect Language learning with subject specialization.
4. Peer leaders among the students to felicitate as mentors and function as language leaders of cohesive English club.
5. 25% of English Language classes to be devoted for spoken English activities.
6. Frequent thematic environment display to create a proactive ambience and talking sensation.
7. Further training for parents to create English at home activities.
8. Continuous assessment to evaluate the progress of English Language speaking skills.
9. Conducting language leadership camps in the summer as co-curricular activities.
10. Testing / Evaluation / Assessment and certification programme for teachers in English Language Development.
11. Group level / Class room level / School level and inter school level competition and contest in the following activities.
 - a. Debate
 - b. Creative writing
 - c. Essay and composition
 - d. Thematic appreciation
 - e. Current affairs & general studies presentation skills
 - f. Language Games
 - g. English express language bank for credit rating
 - h. Home based personal library setting up.
 - i. Quiz programmes
 - j. Storytelling and dramas
12. Screening of movies for language development.
13. Editing & circulation of English Language magazines for parents, students and teachers.
14. Organising seminars & conferences on various English Language Development topics.
15. Engaging parents as volunteers.

100 WAYS TO TEACH AND LEARN ENGLISH FOR PARENTS, TEACHER AND STUDENTS

1. English syllabus is being taught in the schools of our country mostly in the form of prose, poetry and non-detailed stories. Practice sessions for students can be conducted by enacting those lessons in the class using textbook statements and creating something productive out of it.
2. Grammar and vocabulary can be taught using pictorial representations.
3. The classroom sessions must be interactive. Engage students in conversations by exchanging ideas.
4. 'UM' contest-Minimize the use of filler words like 'um','aa', 'ha', 'you know', I am, I'm.
5. "What's going on in the picture-contest". Show them a picture and ask them to devise a theme on it.
6. "Finish the story "game –Initiate a story and ask them to develop on it which enables their creative thinking.
7. Right from the Kindergarten, inspire them to speak in English.
8. Encourage listening to English news, cartoon plays by Radio, Television and other mass media.
9. Qualified teachers who speak well in English should be appointed in schools helping the children to develop a good base.
10. Creative movies with English subtitles are to be screened.
11. Suggest books on various topics according to their age and interest to cultivate reading habit and to make it a hobby.
12. Organize competitions and events in English (Essay, Elocution, Debate etc.).
13. Invite outstanding personalities to address the students particularly in English.
14. In addition to classroom grammar, real time Grammatical corrections are to be made as and when children speak.
15. Communicate only through English demanding the students to respond in the same way.
16. Give significance to phonetics for proper enunciation preparing them to speak clearly and concisely.
17. Provide a newspaper to every student and make them read and comprehend : least one news item per day.



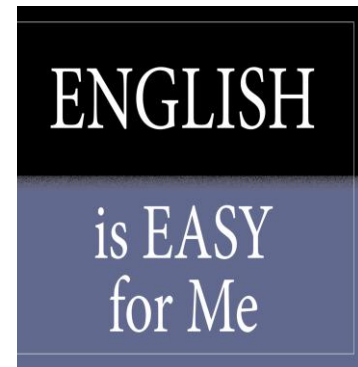
**Learn
ENGLISH!**



ENGLISH
Life

Inspiration in education

18. Competitions like dictation, word building etc., can be conducted for students at lower classes.
19. The lessons can be taught in a lively and animated manner as much as possible, so that students can easily grasp.
20. To improve fluency, provide them opportunities to make presentation during classes so as to overcome their stage fear as well.
21. Check their progress periodically by different testing methods.
22. Organize them into groups for every verbal presentation.
23. Motivation is an important topic to be discussed among the students.
24. Teach the important topics with more real time examples, so that it stays everlasting in their minds.
25. Ask the students to learn & apply more vocabulary day by day.
26. Innovate and create something interesting in and around the class depicting the significance of the language.
27. Do skits, role plays and group discussions in English on current affairs regularly.
28. Visual and audio equipment as in a smart class can be used in classrooms to improve listening & comprehension.
29. Every school must have a separate session for word building which helps students to enhance their own vocabulary.
30. The students should be asked to teach at least one page of English lesson to the whole class for their better understanding.
31. Students are to be encouraged to present a particular topic of their own interest in English.
32. The schools should implement personality training within routine school hours.
33. Teachers should be trained for their expertise in language.
34. In schools teachers should be asked to describe the famous stories (like Harry porter) of Student's interest, so that it creates interest in student's to learn English.
35. An inter-school network can be formed within a district or different districts or even states for knowledge sharing and capacity building.
36. Encourage reading (magazine, newspaper, blog, books etc.,).



37. Recommend appropriate children's literature, sometimes provides subtle clues to pronunciations, through rhyming and other wordplay.

38. Communicative Language Teaching (CLT)-emphasizes interaction as both means and the ultimate goal of learning a language.

39. Proponents believe CLT is important for developing and improving speaking, writing, listening, and reading skills and prevents students from merely listening passively to the teacher without interaction.

40. Blended learning is a combination of face-to-face teaching, and online interaction, achieved through a mutual learning environment.

41. Externally hosted platforms that a school or institution exports content to proprietary web course tools, or open source Moodle-this provides pre-designed structures and tools, while the latter supports course-building by language, school teachers can blend existing courses with games, activities, listening exercises, and grammar references units contained online.

42. You must not fear to learn English; it is also a language as your mother tongue.

43. You must have confidence and passion to learn English, so that you can learn fast.

44. The schools should have contacts with schools of others states, so that students of this school can interact with other students for various activities and also have a chance to interact with them in English.

45. LISTENING (movies, songs, speeches etc.,)

46. SPEAKING (pause sound and try to speak dialogues, conversation with friends teachers etc.,)

47. Don't be afraid to make mistakes, only through mistakes you can correct yourself.

48. Practice English everyday as a routine job, so that it becomes a habit for you.

49. Keep a pocket dictionary with you, so that you can find meaning for new words that you may hear.

50. Keep a notebook to note new words you learn, use them while you speak with others.

51. Try to learn at least 10 new words daily, so that you can learn English fast.

52. Grammar plays a major role in English, try to learn English grammar from the basic.


53. Read comic books to understand English better in a simple way.



Teaching English to Children



How to speak English
Practice, practice And practice



54. Listen to cricket commentary so that you can find proper pronunciation for some words you may already know. Watch Discovery, NEWS channels and English movies with sub titles.
55. Take up regular tests in English and assess yourself.
56. Get help from others. If u don't understand anything ask someone and try to understand it.
57. Read for general meaning first, don't worry about understanding every word.
58. Speak in simple English initially, and then develop further.
59. Write letters and reports daily.
60. Make a habit of writing diary in English, so that you are able to know how Use proper words.
61. Listen classes carefully in school. And listen how your teacher pronounces the words correctly.
62. Read English advertisements and banners on the roadsides.
63. Read story books, journals, articles.
64. Make yourself and your friends to role play particular scene in a movie.
65. Browse internet and study information posted in blogs.
66. Watch debates in English channels.
67. Solve English puzzles that comes in newspaper and internet.
68. Access the software which helps you to learn correct accent and pronunciation.
69. Converse with friends and teachers in English.
70. Learn root words in English so that you can also learn other related words.
71. Learn naturally and playfully like a child.
72. Never study grammar rules without understanding their practical application.
73. Learn with yours ears and not just with your eyes.
74. Learn spoken grammar with fun stories.
75. Learn actively by answering simple questions.
76. Emotional lessons will always be memorable..



Learn to Speak and Write English the Easy Way

Write Fluently
Speak Fluently
ENGLISH



By Prof. Benjamin Frank

77. Read conversational stories.

78. Watch English subtitled videos in you tube.

79. Talk and sing to yourself in English.

80. Watch interviews and expert talks in internet.

81. Engage in conversation with friends on Facebook, who post in English.

82. Activate mental overview on English and not in your mother tongue.

83. Try to practice English in your daily life so that you can learn quickly.

84. Development of competency/proficiency in English.

Practice on:

- Oral/spoken communication skill & testing - voice and accent.
- Clarity, voice modulation & intonation, word stress, etc.
- Feedback & questioning technique.
- Objectiveness in argument (Both one on one and in groups)
- Development of Etiquette and manners.
- Study of different pictorial expression of non-verbal communication and analysis.

85. Concept of Effective Communication:

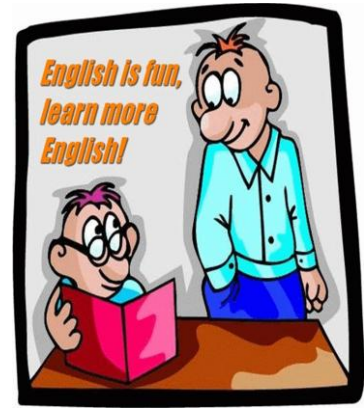
- Conviction, confidence & enthusiasm, listening.
- Communication Process & Handling them.
- KISS (Keep It Short & Sweet) in communication – Composing effective messages.
- Barriers to Communication – Intrinsic & Extrinsic Barriers:- Intrinsic Motivation
- Perception, Language, Fear, Power of speech etc.
- Listening-It's Importance, Good & Bad Listening.
- Non-Verbal Communication-its importance and nuances.
- Facial Expression, posture, gesture, eye contact, appearance (Dress Code)

86. Written Communication skill practice for:

- Correction of errors.
- Making of sentences.
- Paragraph writing.
- Leave application & Simple letter writing.

87. Grammatical Use (Mind your language towards better English)

- Punctuation,
- Vowel, consonant,
- Preposition + noun,
- Uncountable and plural nouns,
- Verb patterns,
- Use of tenses,
- Meanings & opposites.



88. Presentation skill practice:

- Preparing presentation.
- Delivery of presentation.
- Plan your presentation/communication.
- Select proper channel/medium.
- Set ease your environment.
- Encode/decode.
- Follow up your communication.
- Ensure action.

89. Concept of 4 step method for presentation

- Preparation & introduction,
- Presentation.
- Summarization / conclusion

90. Self Management

- Self Evaluation.
- Self discipline.
- Self criticism.
- Recognition of one's own limits and deficiencies, Independency etc.
- Thoughtful & Responsible.
- Self Awareness.
- Identifying one's strengths and weakness.
- Planning & Goal setting.
- Managing self – emotions, ego, pride.

91. Time Management Technique

- Practice by gameplay and other learning methodology for achieving.
- Targets and getting it right first time.
- Attendance, Discipline & Punctuality.
- Act in time on commitment.
- Quality/Productive time.

92. Team building / Coordinating skills

- Team building practices through group exercises, team task /Role play.
- Ability to work together.

93. Motivation / Inspiration

- Ability to shape and direct working / process methods according to self. defined criteria .
- Ability to think for oneself.
- Apply oneself to a task independently with self motivation.
- Motivation technique based on needs and field situation.
- Idealizing.



94. Concept of

- Group.
- Group Dynamics.
- Team building.

95. Ethics & values:

- Fairness
- To behave in an open, just, and just respectable way toward other people.
- Openness and respect for individual.
- Helpfulness.
- Honesty.
- Social responsibility
- Inclusiveness / Belongingness, etc.

96. Interpersonal Skill Development:

- Positive Relationship
- Positive Attitudes
- Empathies: Comprehend others' opinions, points of view, and face them with understanding.
- Mutuality.
- Trust.
- Emotional Bonding.
- Handling Situations
- Importance of inter-personal skill.

97. Working under stress:

- What is stress and its causes.
- Practice different methods of Stress relief / management
- Yoga & Pranayama/ Music with Meditation.
- Ability to concentrate & consistency, etc.

98. Computer and Internet operational skills:

- Identification of Input/Output devices, CPU, Display unit , Keyboard, interconnecting cords, drives.
- Key boarding skills.
- Practice on computer using MS office XP.
- Practice on sending & receiving e-mail.

99. Computer & Internet working principle:

- Block diagram of computer.
- Networking and internet concept.

100. Telecommunication Skills:

- Tele- *Etiquette*.
- Receiving calls
- Transferring calls.
- Taking Message/Voice mails.
- Electronic Communication concept.

